



Concha, 905
sedia \ chair

Elemento distintivo della sedia e poltroncina Concha è l'avvolgente schienale imbottito e leggermente inclinato, la cui forma ne ha ispirato il nome. Con gambe in rovere, Concha presenta linee essenziali che la rendono adatta ad ambienti domestici e spazi contract all'insegna della massima versatilità.

A distinctive feature of the Concha chair and armchair is the enveloping, slightly inclined backrest, whose shape has inspired its name. With oak legs, Concha features essential lines that make it suitable for domestic environments and contract spaces for the maximum versatility.

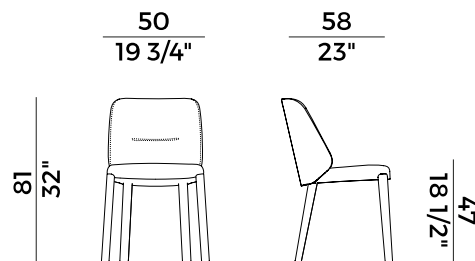
Informazioni tecniche \ *Technical information*

Descrizione tecnica \ *Technical description*






Sedia con seduta e schienale imbottiti in poliuretano espanso. Gambe in rovere.

Chair with seat and back padded in polyurethane foam. Legs in oak.

Dimensioni \ *Dimensions*



Consumi stoffe \ *Fabric and leather requirements*

FABRIC / LEATHER REQUIREMENTS				FABRIC / LEATHER REQUIREMENTS			
		x1	x2		x1	x2	
	H 140	ml 1,20	ml 1,90		H 140	yd 1.35	yd 2.10
	LEATHER	m ² 2,20			LEATHER	ft ² 24	
PACKAGING							
	1 × crt = m ³ 0.33						
gross weight - Kg 11							

Finiture \ *Finishes*


Finiture legno \

Wooden finishes


Rovere \ *Oak*




UH
Anilina Beige \
Beige Aniline




UC
Biscotto \
Biscuit



TD
Moka \
Moka



TA
Grigio Plumbeo \
Dark Grey



TY
Wengé \
Wengé



RQ
Carbone \
Carbon

Rivestimenti \

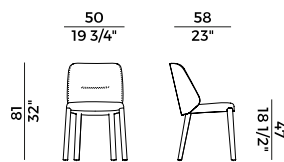
Coverings

Tessuto, ecopelle, pelle \ *Fabric, eco-leather, leather*

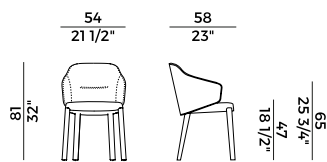
Collezione Concha \
Concha collection

Sedia e poltrona con seduta e
schienale imbottiti in poliuretano
espanso. Gambe in rovere.

Chair and armchair with seat and
back padded in polyurethane foam.
Legs in oak.



905
sedia \ chair



905/P
poltrona \ armchair



Concha, 905/P
poltroncina \ armchair

Elemento distintivo della sedia e poltroncina Concha è l'avvolgente schienale imbottito e leggermente inclinato, la cui forma ne ha ispirato il nome. Con gambe in rovere, Concha presenta linee essenziali che la rendono adatta ad ambienti domestici e spazi contract all'insegna della massima versatilità.

A distinctive feature of the Concha chair and armchair is the enveloping, slightly inclined backrest, whose shape has inspired its name. With oak legs, Concha features essential lines that make it suitable for domestic environments and contract spaces for the maximum versatility.

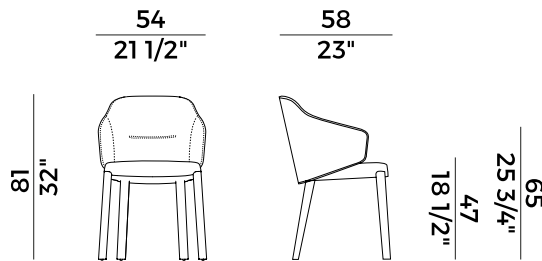
Informazioni tecniche \ *Technical information*

Descrizione tecnica \ *Technical description*






Poltrona con seduta e schienale imbottiti in poliuretano espanso.
Gambe in rovere.

Armchair with seat and back padded in polyurethane foam. Legs in oak.

Dimensioni \ *Dimensions*



Consumi stoffe \ *Fabric and leather requirements*

FABRIC / LEATHER REQUIREMENTS				FABRIC / LEATHER REQUIREMENTS			
		x1	x2			x1	x2
	H 140	ml 1,40	ml 2,40		H 140	yd 1,55	yd 2,55
	LEATHER	m ² 2,80			LEATHER	ft ² 31	
PACKAGING							
							
				1 x crt = m ³ 0.33			
				gross weight - Kg 12.9			

Finiture \ *Finishes*

Finiture legno \ *Wooden finishes*


Rovere \ *Oak*



UH
Anilina Beige \
Beige Aniline




UC
Biscotto \
Biscuit



TD
Moka \
Moka



TA
Grigio Plumbeo \
Dark Grey



TY
Wengé \
Wengé



RQ
Carbone \
Carbon

Rivestimenti \ *Coverings*

Tessuto, ecopelle, pelle \ *Fabric, eco-leather, leather*

Collezione Concha \
Concha collection

Sedia e poltrona con seduta e
schienale imbottiti in poliuretano
espanso. Gambe in rovere.

Chair and armchair with seat and
back padded in polyurethane foam.
Legs in oak.

