

# Lambda

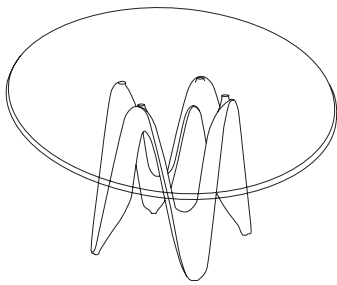
design Gianluigi Landoni

**SOVET**  
ITALIA

Tavolo con base in cristalplant bianco opaco, nero, brunito. Disponibile anche in legno di frassino con finitura tinto rovere o wengé, o in legno massello noce canaletto. Top in vetro temperato trasparente extrachiaro o fumé, o in ceramica, varie finiture. Piano disponibile anche nell'esclusiva finitura LIQUID GLASS.

Dining table with mat white, black or burnished cristalplant base or in ash wood, oak or wengé stained, or in solid wood canaletto walnut. Extralight or smoked tempered glass top. Available also with ceramic top, various finishes, or in the exclusive LIQUID GLASS finish.

## FORME E DIMENSIONI / SHAPES AND DIMENSIONS



59

- Ø 140x76h
- Ø 150x76h
- Ø 170x76h **Solo versione vetro / Only glass version**


### FINITURE BASE / BASE FINISHES

#### Cristalplant



CB CN BR

#### Legno frassino tinto/Stained ash wood



RF WF

#### Legno noce massello/Solid wood walnut





















NC

**\* Top in ceramica laminato: 6 mm ceramica + 8 mm vetro**

Laminated ceramic top: 6 mm ceramic + 8 mm glass

### FINITURE TOP / TOP FINISHES

VETRO GLASS	LIQUID GLASS	CERAMICA CERAMIC	
		CE1	CE2
TETE / TFTF	LFLF/LBLB	CE1	CE2
 TETE  TFTF	 LFLF  LBLB	<p style="text-align: center;">*</p>  CT  CD  CG  CM  CX  CC  CZ	<p style="text-align: center;">*</p>  CA  CO  CI  CU  CY  CL  CQ

# Lambda elliptical


design Gianluigi Landoni

**SOVET**  
ITALIA

Tavolo con base in cristalplant bianco opaco, nero, brunito. Disponibile anche in legno di frassino con finitura tinto rovere o wengé, o in legno massello noce canaletto. Top in vetro temperato trasparente extrachiario o fumé, o in ceramica, varie finiture.

Dining table with mat white, black or burnished cristalplant base or in ash wood, oak or wengé stained, or in solid wood canaletto walnut. Extralight or smoked tempered glass top. Available also with ceramic top, various finishes.

## FORME E DIMENSIONI / SHAPES AND DIMENSIONS



59

- 180x130x76h    ● 220x130x76h
- 200x110x76h


### FINITURE BASE / BASE FINISHES

#### Cristalplant



CB    CN    BR

#### Legno frassino tinto/Stained ash wood



RF    WF

#### Legno noce massello/Solid wood walnut



NC

\* Top in ceramica laminato: 6 mm ceramica + 8 mm vetro

Laminated ceramic top: 6 mm ceramic + 8 mm glass

### FINITURE TOP / TOP FINISHES

#### VETRO GLASS

TETE



TETE

TFTF



TFTF

#### CERAMICA CERAMIC

CE1

\*



CT



CD



CG



CM



CX



CC



CZ

CE2

\*



CA



CO



CI



CU



CY



CL



CQ

# Lambda square/rectangular

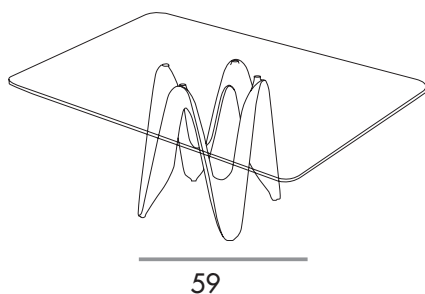
design Gianluigi Landoni

**SOVET**  
ITALIA

Tavolo con base in cristalplant bianco opaco, nero, brunito. Disponibile anche in legno di frassino con finitura tinto rovere o wengé, o in legno massello noce canaletto. Top in vetro temperato trasparente extrachiario o in ceramica, varie finiture.

Dining table with mat white, black or burnished cristalplant base or in ash wood, oak or wengé stained, or in solid wood canaletto walnut. Extralight or smoked tempered glass top.

## FORME E DIMENSIONI / SHAPES AND DIMENSIONS



59

■ 140x140x76h

■ 220x120x76h


### FINITURE BASE / BASE FINISHES

#### Cristalplant



CB CN BR

#### Legno frassino tinto/Stained ash wood



RF WF

#### Legno noce massello/Solid wood walnut



NC

\* Top in ceramica laminato: 6 mm ceramica + 8 mm vetro

Laminated ceramic top: 6 mm ceramic + 8 mm glass

### FINITURE TOP / TOP FINISHES

#### VETRO GLASS

##### TETE



TETE

#### CERAMICA CERAMIC

##### CE1

\*



CT



CD



CG



CM



CX



CC



CZ

##### CE2

\*



CA



CO



CI



CU



CY



CL



CQ