

MIDJ




Liù S L LG_R Chair

design Archirivolto, 2013

Liù chair with four legs wooden base and wooden shell.

Colors and Materials


Structure



Lacquered ash

11 Colors

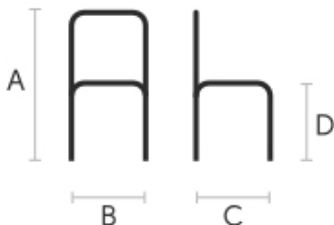
Coating



Stained ash
veneered

10 Colors

Dimensions



	cm	inch
A	84	33.1
B	48	18.9
C	55	21.7
D	46	18.1

Volumetric Details

Weight 9 Kg

Volume 0.15 mc

Package 1

Downloads

[.3ds Liù S L LG_R \(zip\)](https://www.midj.com/images/uploads/resources/3d-midj-liu-s-l-lg-r-3ds.zip) - <https://www.midj.com/images/uploads/resources/3d-midj-liu-s-l-lg-r-3ds.zip>

[.dae Liù S L LG_R \(zip\)](https://www.midj.com/images/uploads/resources/3d-midj-liu-s-l-lg-r-dae.zip) - <https://www.midj.com/images/uploads/resources/3d-midj-liu-s-l-lg-r-dae.zip>

[.dxf Liù S L LG_R \(zip\)](https://www.midj.com/images/uploads/resources/3d-midj-liu-s-l-lg-r-dxf.zip) - <https://www.midj.com/images/uploads/resources/3d-midj-liu-s-l-lg-r-dxf.zip>

[.obj Liù S L LG_R \(zip\)](https://www.midj.com/images/uploads/resources/3d-midj-liu-s-l-lg-r-obj.zip) - <https://www.midj.com/images/uploads/resources/3d-midj-liu-s-l-lg-r-obj.zip>

[.stl Liù S L LG_R \(zip\)](https://www.midj.com/images/uploads/resources/3d-midj-liu-s-l-lg-r-stl.zip) - <https://www.midj.com/images/uploads/resources/3d-midj-liu-s-l-lg-r-stl.zip>

Materials Certifications

Lacquered ash

Ash wood is durable material, with good resistance and flexibility. Thanks to its porosity, it is ideal to be lacquered. Its original color is quite light: it can range from light blond, to pink and pale brown, with possible shades of green. In our set of samples, it is available in the natural finish and in numerous color variations: from the classic wood effects to the most pop colors of the moment. The ash used for our materials is European.

CLEANING AND MAINTENANCE

Ash is an easy-to-clean wood: to remove dust or light stains, rub the surface with a soft cloth, if necessary moistened in a solution of hot water or white vinegar, to help eliminate stains without altering the beauty and shine of the wood. Always dry the surface. In addition, you can choose to use specific products for wooden furniture.

These tips are cleaning recommendations and do not guarantee complete stain removal. We recommend that you always test the cleaning method on a hidden part of the item to check the resistance of the color.

Colour samples are to be considered approximate for each product. Slight color differences between a lot and the other are to be considered normal.

Materials Certifications

Stained ash veneered

Veneered woods are the result of a process of gluing extremely thin sheets of wood applied to various types of supports to produce furnishing elements, which have a similar appearance to solid wood, but with better performance in terms of resistance to woodworms, lightness and greater stability over time.

If exposed to light, and in any case with the passage of time, the color of the veneer changes. It may happen that furniture of the same color purchased after some time, show color differences. Upon request, the veneered parts can be supplied with certified origin from forests managed in a correct and responsible manner, according to the rigorous environmental standards established by the FSC circuit.

CLEANING AND MAINTENANCE

For ordinary cleaning of veneered woods, use a cloth moistened with neutral soap well diluted in water or specific products. Always dry after each application with a dry cloth or paper towel. Do not use abrasive products. In case of accidental spills of substances or liquids, immediately dab the wood with paper towel or with a dry and clean cloth. Avoid proximity to heat sources. Evenly expose the veneered woods to light, for example by periodically opening the table extensions that are stored inside the structure, or by moving any object placed on the surface, such as vases and accessories.

These tips are cleaning recommendations and do not guarantee complete stain removal.

We recommend that you always test the cleaning method on a hidden part of the item to check the resistance of the color.

Colour samples are to be considered approximate for each product. Slight color differences between a lot and the other are to be considered normal.